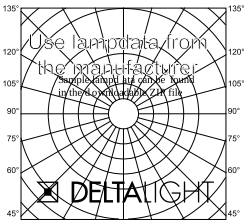
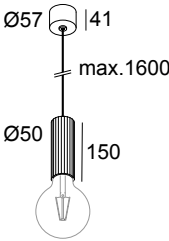




**HEDRA 451 C E27 W**

472 221 01 W

AVAILABLE IN  
**BLACK** 472 221 01 B  
**BLACK BRONZE** 472 221 01 BBR  
**GOLD COLOURED** 472 221 01 GC  
**WHITE** 472 221 01 W



[View on website](#)



General info	
LOCATION	indoor
INSTALLATION	Ceiling Suspended
INGRESS PROTECTION	IP20
WEIGHT (KG)	0.5
ADJUSTABILITY	non adjustable
INFORMATION	INCL.1 x CABLE 2 x 0.75mm <sup>2</sup> / 1,6m

Electrical info	
	1 x LED Filament max.20W
CLASS	II

Lightsource info	
LIGHTSOURCE NAME	E27

Remarks	
lamp not included	

Options	
CONNECTION TRIMLESS	

For detailed installation instructions, please consult the manual: [472\\_221\\_01\\_HAND.pdf](#)

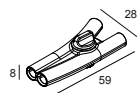
## HEDRA 451 C E27 W

472 221 01 W

### FINISH YOUR SPECIFICATION

#### Suspension parts

---

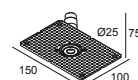


**15229 0010 B** CABLE CLAMP B

☐

#### Electric connection parts

---



**328 10 03** CONNECTION TRIMLESS O.F.A.

☐

Notes: